



## CERTIFICATE OF ANALYSIS

<b>REPORTED TO</b>	Alto Utilities Ltd. 10989 Maddock Avenue LAKE COUNTRY, BC V4V 2J5	<b>WORK ORDER</b>	8082719
<b>ATTENTION</b>	Brian Gutlnecht	<b>RECEIVED / TEMP REPORTED</b>	2018-08-29 10:01 / 16°C 2018-09-06 17:26
<b>PO NUMBER</b>		<b>COC NUMBER</b>	B61943
<b>PROJECT</b>	Water Bacteriology		
<b>PROJECT INFO</b>	No Project		

### Introduction:

CARO Analytical Services is a testing laboratory full of smart, engaged scientists driven to make the world a safer and healthier place. Through our clients' projects we become an essential element for a better world. We employ methods conducted in accordance with recognized professional standards using accepted testing methodologies and quality control efforts. CARO is accredited by the Canadian Association for Laboratories Accreditation (CALA) to ISO 17025:2005 for specific tests listed in the scope of accreditation approved by CALA.

#### *Big Picture Sidekicks*



You know that the sample you collected after snowshoeing to site, digging 5 meters, and racing to get it on a plane so you can submit it to the lab for time sensitive results needed to make important and expensive decisions (whew) is VERY important. We know that too.

#### *We've Got Chemistry*



It's simple. We figure the more you enjoy working with our fun and engaged team members; the more likely you are to give us continued opportunities to support you.

#### *Ahead of the Curve*



Through research, regulation knowledge, and instrumentation, we are your analytical centre for the technical knowledge you need, BEFORE you need it, so you can stay up to date and in the know.

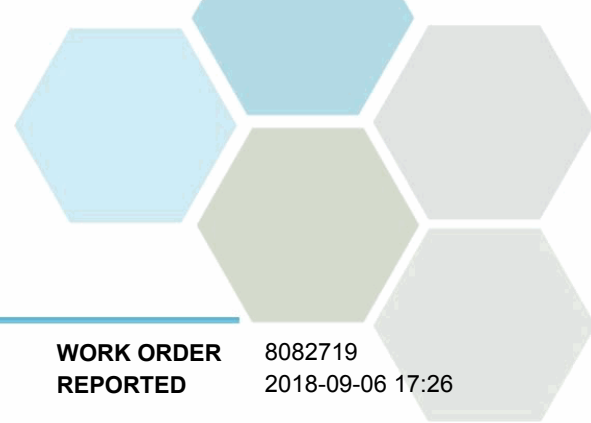
*If you have any questions or concerns, please contact me at [jshanko@caro.ca](mailto:jshanko@caro.ca)*

#### **Authorized By:**

Jennifer Shanko, A.Sc.T.  
Account Manager

1-888-311-8846 | [www.caro.ca](http://www.caro.ca)

#110 4011 Viking Way Richmond, BC V6V 2K9 | #102 3677 Highway 97N Kelowna, BC V1X 5C3 | 17225 109 Avenue Edmonton, AB T5S 1H7

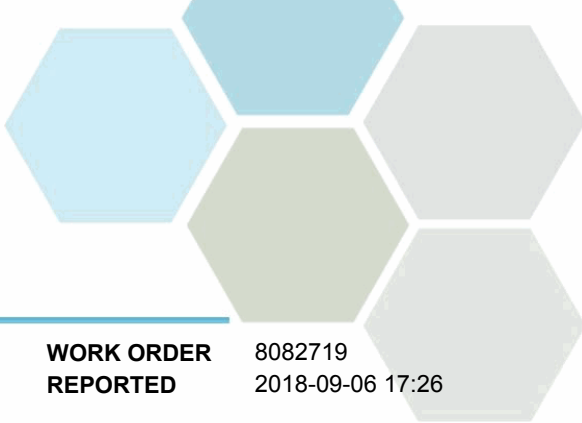


# TEST RESULTS

**REPORTED TO PROJECT** Alto Utilities Ltd.  
Water Bacteriology

**WORK ORDER REPORTED** 8082719  
2018-09-06 17:26

Analyte	Result	Guideline	RL Units	Analyzed	Qualifier
<b>Lodge Road (8082719-01)   Matrix: Water   Sampled: 2018-08-29 09:00</b>					
<b>Anions</b>					
Chloride	91.0	AO ≤ 250	0.10 mg/L	2018-08-30	
Fluoride	0.35	MAC = 1.5	0.10 mg/L	2018-08-30	
Nitrate (as N)	1.82	MAC = 10	0.010 mg/L	2018-08-30	
Nitrite (as N)	< 0.010	MAC = 1	0.010 mg/L	2018-08-30	
Sulfate	91.1	AO ≤ 500	1.0 mg/L	2018-08-30	
<b>General Parameters</b>					
Alkalinity, Total (as CaCO3)	328	N/A	1.0 mg/L	2018-09-04	
Alkalinity, Phenolphthalein (as CaCO3)	< 1.0	N/A	1.0 mg/L	2018-09-04	
Alkalinity, Bicarbonate (as CaCO3)	328	N/A	1.0 mg/L	2018-09-04	
Alkalinity, Carbonate (as CaCO3)	< 1.0	N/A	1.0 mg/L	2018-09-04	
Alkalinity, Hydroxide (as CaCO3)	< 1.0	N/A	1.0 mg/L	2018-09-04	
Colour, True	< 5.0	AO ≤ 15	5.0 CU	2018-08-31	
Conductivity (EC)	1020	N/A	2.0 µS/cm	2018-09-04	
Cyanide, Total	< 0.0020	MAC = 0.2	0.0020 mg/L	2018-08-31	
pH	7.80	7.0-10.5	0.10 pH units	2018-09-04	HT2
Temperature, at pH	22.1	N/A	°C	2018-09-04	HT2
Turbidity	4.12	OG < 1	0.10 NTU	2018-08-30	
<b>Calculated Parameters</b>					
Hardness, Total (as CaCO3)	382	None Required	0.500 mg/L	N/A	
Langelier Index	0.8	N/A	-5.0 -	2018-09-06	
Solids, Total Dissolved	595	AO ≤ 500	10.0 mg/L	N/A	
<b>Total Metals</b>					
Aluminum, total	< 0.0050	OG < 0.1	0.0050 mg/L	2018-09-02	
Antimony, total	< 0.00020	MAC = 0.006	0.00020 mg/L	2018-09-02	
Arsenic, total	0.00149	MAC = 0.01	0.00050 mg/L	2018-09-02	
Barium, total	0.0636	MAC = 1	0.0050 mg/L	2018-09-02	
Boron, total	0.0623	MAC = 5	0.0050 mg/L	2018-09-02	
Cadmium, total	0.000042	MAC = 0.005	0.000010 mg/L	2018-09-02	
Calcium, total	93.2	None Required	0.20 mg/L	2018-09-02	
Chromium, total	< 0.00050	MAC = 0.05	0.00050 mg/L	2018-09-02	
Cobalt, total	0.00041	N/A	0.00010 mg/L	2018-09-02	
Copper, total	0.00152	AO ≤ 1	0.00040 mg/L	2018-09-02	
Iron, total	0.874	AO ≤ 0.3	0.010 mg/L	2018-09-02	
Lead, total	< 0.00020	MAC = 0.01	0.00020 mg/L	2018-09-02	
Magnesium, total	36.1	None Required	0.010 mg/L	2018-09-02	
Manganese, total	0.139	AO ≤ 0.05	0.00020 mg/L	2018-09-02	
Mercury, total	< 0.000010	MAC = 0.001	0.000010 mg/L	2018-09-04	
Molybdenum, total	0.00623	N/A	0.00010 mg/L	2018-09-02	
Nickel, total	0.00313	N/A	0.00040 mg/L	2018-09-02	
Potassium, total	5.47	N/A	0.10 mg/L	2018-09-02	



## TEST RESULTS

**REPORTED TO PROJECT** Alto Utilities Ltd.  
Water Bacteriology

**WORK ORDER REPORTED** 8082719  
2018-09-06 17:26

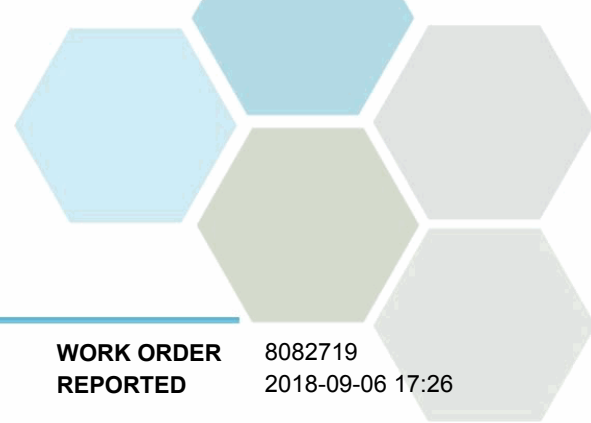
Analyte	Result	Guideline	RL Units	Analyzed	Qualifier
<b>Lodge Road (8082719-01)   Matrix: Water   Sampled: 2018-08-29 09:00, Continued</b>					
<i>Total Metals, Continued</i>					
Selenium, total	0.00396	MAC = 0.05	0.00050 mg/L	2018-09-02	
Sodium, total	70.2	AO ≤ 200	0.10 mg/L	2018-09-02	
Strontium, total	0.883	N/A	0.0010 mg/L	2018-09-02	
Uranium, total	0.0172	MAC = 0.02	0.000020 mg/L	2018-09-02	
Zinc, total	0.0133	AO ≤ 5	0.0040 mg/L	2018-09-02	
<i>Microbiological Parameters</i>					
Coliforms, Total	< 1	MAC = 0	1 CFU/100 mL	2018-08-29	
E. coli	< 1	MAC = 0	1 CFU/100 mL	2018-08-29	

**Peter Greer School (8082719-02) | Matrix: Water | Sampled: 2018-08-29 09:45**

<i>Microbiological Parameters</i>					
Coliforms, Total	< 1	MAC = 0	1 CFU/100 mL	2018-08-29	
E. coli	< 1	MAC = 0	1 CFU/100 mL	2018-08-29	

**Sample Qualifiers:**

HT2 The 15 minute recommended holding time (from sampling to analysis) has been exceeded - field analysis is recommended.



## APPENDIX 1: SUPPORTING INFORMATION

**REPORTED TO PROJECT** Alto Utilities Ltd.  
Water Bacteriology

**WORK ORDER REPORTED** 8082719  
2018-09-06 17:26

Analysis Description	Method Ref.	Technique	Location
Alkalinity in Water	SM 2320 B* (2011)	Titration with H2SO4	Kelowna
Anions in Water	SM 4110 B (2011)	Ion Chromatography	Kelowna
Coliforms, Total in Water	SM 9222* (2006)	Membrane Filtration / Chromocult Agar	Kelowna
Colour, True in Water	SM 2120 C (2011)	Spectrophotometry (456 nm)	Kelowna
Conductivity in Water	SM 2510 B (2011)	Conductivity Meter	Kelowna
Cyanide, SAD in Water	ASTM D7511-12	Flow Injection with In-Line UV Digestion and Amperometry	Kelowna
E. coli in Water	SM 9222* (2006)	Membrane Filtration / Chromocult Agar	Kelowna
Hardness in Water	SM 2340 B* (2011)	Calculation: 2.497 [total Ca] + 4.118 [total Mg] (Est)	N/A
Langelier Index in Water	SM 2330 B (2010)	Calculation	N/A
Mercury, total in Water	EPA 245.7*	BrCl2 Oxidation / Cold Vapor Atomic Fluorescence Spectrometry (CVAFS)	Richmond
pH in Water	SM 4500-H+ B (2011)	Electrometry	Kelowna
Solids, Total Dissolved in Water	SM 1030 E (2011)	Calculation: $100 \times \frac{([\text{Cations}] - [\text{Anions}])}{([\text{Cations}] + [\text{Anions}])}$	N/A
Total Metals in Water	EPA 200.2* / EPA 6020B	HNO3+HCl Hot Block Digestion / Inductively Coupled Plasma-Mass Spectroscopy (ICP-MS)	Richmond
Turbidity in Water	SM 2130 B (2011)	Nephelometry	Kelowna

*Note: An asterisk in the Method Reference indicates that the CARO method has been modified from the reference method*

### Glossary of Terms:

RL	Reporting Limit (default)
<	Less than the specified Reporting Limit (RL) - the actual RL may be higher than the default RL due to various factors
°C	Degrees Celcius
AO	Aesthetic Objective
CFU/100 mL	Colony Forming Units per 100 millilitres
CU	Colour Units (referenced against a platinum cobalt standard)
MAC	Maximum Acceptable Concentration (health based)
mg/L	Milligrams per litre
NTU	Nephelometric Turbidity Units
OG	Operational Guideline (treated water)
pH units	pH < 7 = acidic, pH > 7 = basic
µS/cm	Microsiemens per centimetre
ASTM	ASTM International Test Methods
EPA	United States Environmental Protection Agency Test Methods
SM	Standard Methods for the Examination of Water and Wastewater, American Public Health Association

### General Comments:

The results in this report apply to the samples analyzed in accordance with the Chain of Custody document. This analytical report must be reproduced in its entirety. CARO is not responsible for any loss or damage resulting directly or indirectly from error or omission in the conduct of testing. Liability is limited to the cost of analysis. Samples will be disposed of 30 days after the test report has been issued unless otherwise agreed to in writing. The quality control (QC) data is available upon request