



CERTIFICATE OF ANALYSIS

REPORTED TO	Alto Utilities Ltd. 10989 Maddock Avenue LAKE COUNTRY, BC V4V 2J5	WORK ORDER	9042161
ATTENTION	Brian Gutlnecht	RECEIVED / TEMP REPORTED	2019-04-23 10:40 / 13°C 2019-04-30 17:20
PO NUMBER		COC NUMBER	B77060
PROJECT	Water Bacteriology		
PROJECT INFO	No Project		

Introduction:

CARO Analytical Services is a testing laboratory full of smart, engaged scientists driven to make the world a safer and healthier place. Through our clients' projects we become an essential element for a better world. We employ methods conducted in accordance with recognized professional standards using accepted testing methodologies and quality control efforts. CARO is accredited by the Canadian Association for Laboratories Accreditation (CALA) to ISO 17025:2005 for specific tests listed in the scope of accreditation approved by CALA.

Big Picture Sidekicks



You know that the sample you collected after snowshoeing to site, digging 5 meters, and racing to get it on a plane so you can submit it to the lab for time sensitive results needed to make important and expensive decisions (whew) is VERY important. We know that too.

We've Got Chemistry



It's simple. We figure the more you enjoy working with our fun and engaged team members; the more likely you are to give us continued opportunities to support you.

Ahead of the Curve



Through research, regulation knowledge, and instrumentation, we are your analytical centre for the technical knowledge you need, BEFORE you need it, so you can stay up to date and in the know.

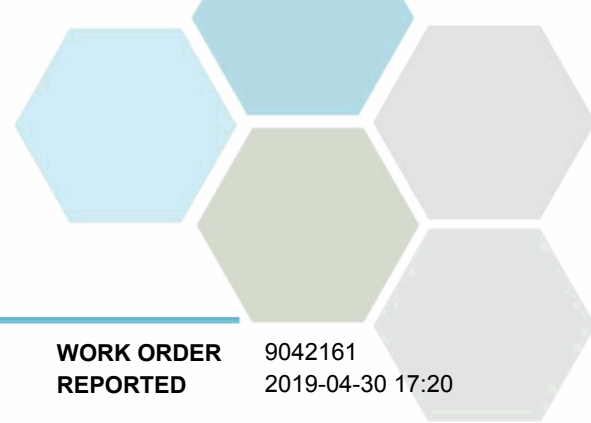
If you have any questions or concerns, please contact me at teamcaro@caro.ca

Authorized By:

Team CARO
Client Service Representative

1-888-311-8846 | www.caro.ca

#110 4011 Viking Way Richmond, BC V6V 2K9 | #102 3677 Highway 97N Kelowna, BC V1X 5C3 | 17225 109 Avenue Edmonton, AB T5S 1H7

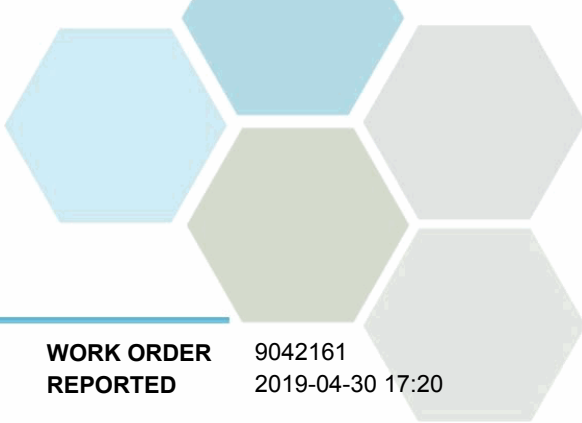


TEST RESULTS

REPORTED TO PROJECT Alto Utilities Ltd.
Water Bacteriology

WORK ORDER REPORTED 9042161
2019-04-30 17:20

Analyte	Result	Guideline	RL Units	Analyzed	Qualifier
1 - Lodge Rd 60 Pump (9042161-01) Matrix: Water Sampled: 2019-04-23 10:20					
Anions					
Chloride	93.0	AO ≤ 250	0.10 mg/L	2019-04-26	
Fluoride	0.29	MAC = 1.5	0.10 mg/L	2019-04-26	
Nitrate (as N)	0.815	MAC = 10	0.010 mg/L	2019-04-26	
Nitrite (as N)	< 0.010	MAC = 1	0.010 mg/L	2019-04-26	
Sulfate	91.1	AO ≤ 500	1.0 mg/L	2019-04-26	
Calculated Parameters					
Hardness, Total (as CaCO3)	393	None Required	0.500 mg/L	N/A	
Langelier Index	1.1	N/A	-5.0	2019-04-30	
Solids, Total Dissolved	608	AO ≤ 500	10.0 mg/L	N/A	
General Parameters					
Alkalinity, Total (as CaCO3)	345	N/A	1.0 mg/L	2019-04-26	
Alkalinity, Phenolphthalein (as CaCO3)	< 1.0	N/A	1.0 mg/L	2019-04-26	
Alkalinity, Bicarbonate (as CaCO3)	345	N/A	1.0 mg/L	2019-04-26	
Alkalinity, Carbonate (as CaCO3)	< 1.0	N/A	1.0 mg/L	2019-04-26	
Alkalinity, Hydroxide (as CaCO3)	< 1.0	N/A	1.0 mg/L	2019-04-26	
Colour, True	< 5.0	AO ≤ 15	5.0 CU	2019-04-26	
Conductivity (EC)	1070	N/A	2.0 µS/cm	2019-04-26	
Cyanide, Total	< 0.0020	MAC = 0.2	0.0020 mg/L	2019-04-30	
pH	8.04	7.0-10.5	0.10 pH units	2019-04-26	HT2
Temperature, at pH	22.9	N/A	°C	2019-04-26	HT2
Turbidity	2.11	OG < 1	0.10 NTU	2019-04-26	
Total Metals					
Aluminum, total	< 0.0050	OG < 0.1	0.0050 mg/L	2019-04-30	
Antimony, total	< 0.00020	MAC = 0.006	0.00020 mg/L	2019-04-30	
Arsenic, total	< 0.00050	MAC = 0.01	0.00050 mg/L	2019-04-30	
Barium, total	0.0637	MAC = 1	0.0050 mg/L	2019-04-30	
Boron, total	0.0613	MAC = 5	0.0050 mg/L	2019-04-30	
Cadmium, total	0.000035	MAC = 0.005	0.000010 mg/L	2019-04-30	
Calcium, total	97.9	None Required	0.20 mg/L	2019-04-30	
Chromium, total	0.00115	MAC = 0.05	0.00050 mg/L	2019-04-30	
Cobalt, total	0.00030	N/A	0.00010 mg/L	2019-04-30	
Copper, total	0.00131	AO ≤ 1	0.00040 mg/L	2019-04-30	
Iron, total	0.295	AO ≤ 0.3	0.010 mg/L	2019-04-30	
Lead, total	0.00020	MAC = 0.005	0.00020 mg/L	2019-04-30	
Magnesium, total	35.9	None Required	0.010 mg/L	2019-04-30	
Manganese, total	0.0638	AO ≤ 0.05	0.00020 mg/L	2019-04-30	
Molybdenum, total	0.00613	N/A	0.00010 mg/L	2019-04-30	
Nickel, total	0.00349	N/A	0.00040 mg/L	2019-04-30	
Potassium, total	5.70	N/A	0.10 mg/L	2019-04-30	
Selenium, total	0.00661	MAC = 0.05	0.00050 mg/L	2019-04-30	



TEST RESULTS

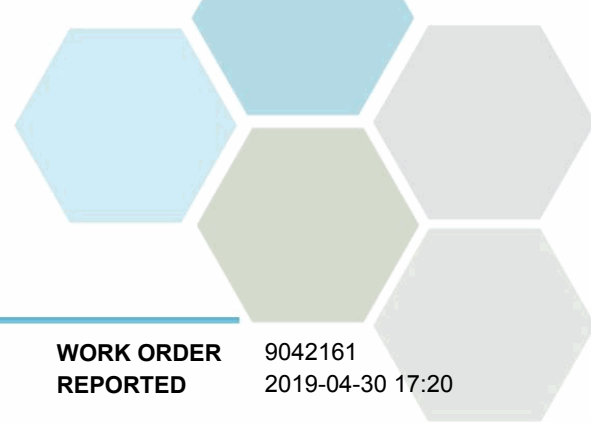
REPORTED TO PROJECT Alto Utilities Ltd.
Water Bacteriology

WORK ORDER REPORTED 9042161
2019-04-30 17:20

Analyte	Result	Guideline	RL Units	Analyzed	Qualifier
1 - Lodge Rd 60 Pump (9042161-01) Matrix: Water Sampled: 2019-04-23 10:20, Continued					
<i>Total Metals, Continued</i>					
Sodium, total	70.1	AO ≤ 200	0.10 mg/L	2019-04-30	
Strontium, total	0.902	N/A	0.0010 mg/L	2019-04-30	
Uranium, total	0.0179	MAC = 0.02	0.000020 mg/L	2019-04-30	
Zinc, total	0.0068	AO ≤ 5	0.0040 mg/L	2019-04-30	

Sample Qualifiers:

HT2 The 15 minute recommended holding time (from sampling to analysis) has been exceeded - field analysis is recommended.



APPENDIX 1: SUPPORTING INFORMATION

REPORTED TO Alto Utilities Ltd.
PROJECT Water Bacteriology

WORK ORDER 9042161
REPORTED 2019-04-30 17:20

Analysis Description	Method Ref.	Technique	Location
Alkalinity in Water	SM 2320 B* (2011)	Titration with H2SO4	Kelowna
Anions in Water	SM 4110 B (2011)	Ion Chromatography	Kelowna
Colour, True in Water	SM 2120 C (2011)	Spectrophotometry (456 nm)	Kelowna
Conductivity in Water	SM 2510 B (2011)	Conductivity Meter	Kelowna
Cyanide, SAD in Water	ASTM D7511-12	Flow Injection with In-Line UV Digestion and Amperometry	Kelowna
Hardness in Water	SM 2340 B* (2011)	Calculation: 2.497 [total Ca] + 4.118 [total Mg] (Est)	N/A
Langelier Index in Water	SM 2330 B (2010)	Calculation	N/A
pH in Water	SM 4500-H+ B (2011)	Electrometry	Kelowna
Solids, Total Dissolved in Water	SM 1030 E (2011)	Calculation: $100 \times \frac{([\text{Cations}] - [\text{Anions}])}{([\text{Cations}] + [\text{Anions}])}$	N/A
Total Metals in Water	EPA 200.2* / EPA 6020B	HNO3+HCl Hot Block Digestion / Inductively Coupled Plasma-Mass Spectroscopy (ICP-MS)	Richmond
Turbidity in Water	SM 2130 B (2011)	Nephelometry	Kelowna

Note: An asterisk in the Method Reference indicates that the CARO method has been modified from the reference method

Glossary of Terms:

RL	Reporting Limit (default)
<	Less than the specified Reporting Limit (RL) - the actual RL may be higher than the default RL due to various factors
°C	Degrees Celcius
AO	Aesthetic Objective
CU	Colour Units (referenced against a platinum cobalt standard)
MAC	Maximum Acceptable Concentration (health based)
mg/L	Milligrams per litre
NTU	Nephelometric Turbidity Units
OG	Operational Guideline (treated water)
pH units	pH < 7 = acidic, pH > 7 = basic
µS/cm	Microsiemens per centimetre
ASTM	ASTM International Test Methods
EPA	United States Environmental Protection Agency Test Methods
SM	Standard Methods for the Examination of Water and Wastewater, American Public Health Association

General Comments:

The results in this report apply to the samples analyzed in accordance with the Chain of Custody document. This analytical report must be reproduced in its entirety. CARO is not responsible for any loss or damage resulting directly or indirectly from error or omission in the conduct of testing. Liability is limited to the cost of analysis. Samples will be disposed of 30 days after the test report has been issued unless otherwise agreed to in writing. The quality control (QC) data is available upon request

Results in **Bold** indicate values that are above CARO's method reporting limits. Any results that are above regulatory limits are highlighted **red**. Please note that results will only be highlighted red if the regulatory limits are included on the CARO report. Any Bold and/or highlighted results do not take into account method uncertainty. If you would like method uncertainty or regulatory limits to be included on your report, please contact your Account Manager: teamcaro@caro.ca